

We never planned for this but it has happened and we have to make adjustments to make learning possible. In the following pages, you will find directions on how to gain access to your google email, google classroom and google meet. This will help students to be able to communicate with their teachers until school resumes.

Email address for students

Every student has an email address and they have been added to their personal google classroom.

The username name for each student is as follows:

Every student's username is the first letter of their last name combined with their first name and the suffix, @thesteambridgeschool.org and her password will be **Welcome.123**. On login, the student will be asked to change their password.

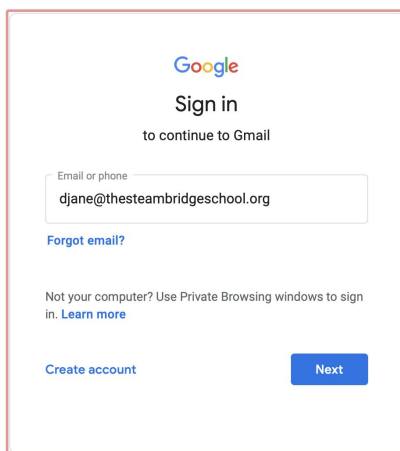
For a student with the name Jane Doe, her username will be

Username: djane@thesteambridgeschool.org

Password: **Welcome.123**

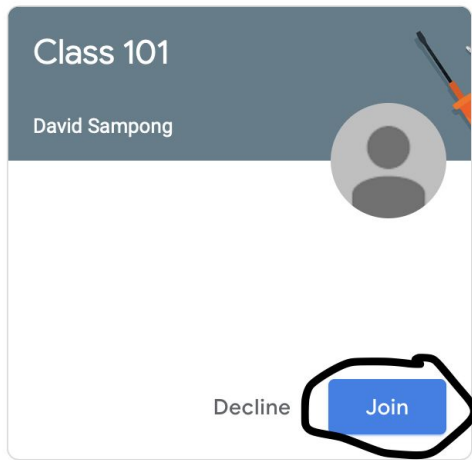
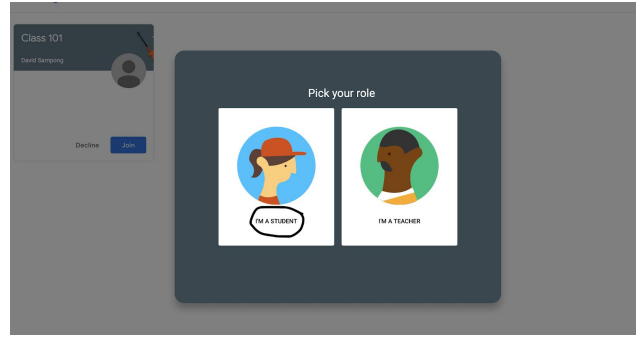
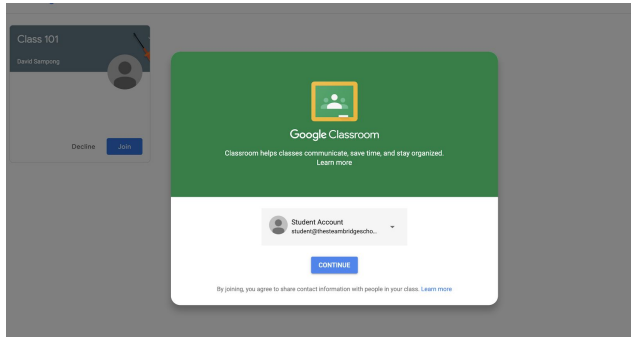
This username and password will give students access to their GSuite apps which they will need for remote lessons, namely, Meet, Classroom, Drive with Docs and more.

Login in using any of the links below (preferably gmail or classroom). The gmail will contain an email from "David Sampong to join a class" open the email to join. When you first login, you will be prompted to change your password, please be sure to use a strong password. After changing the password you can go ahead and click on the email, follow the instructions in the email to join your class. However, if you use the google classroom link, you can follow the screenshots below.

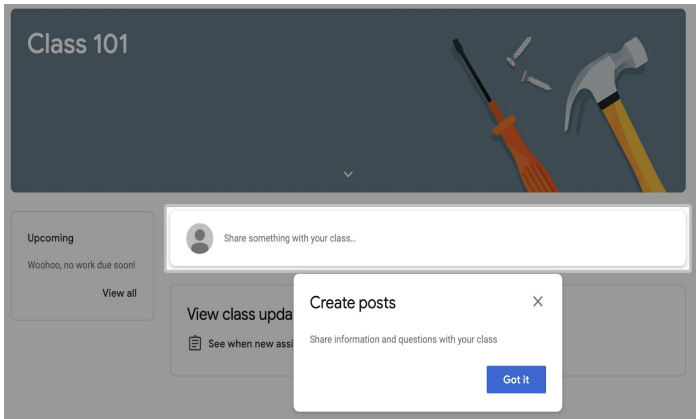
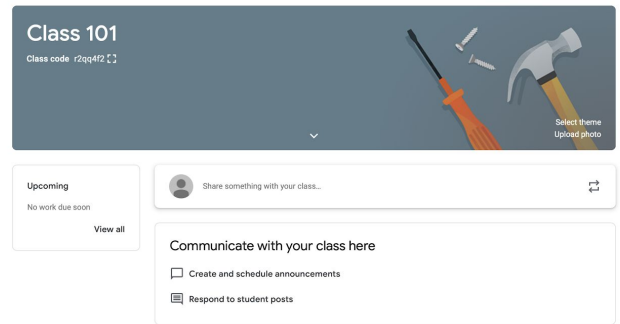


The screenshot shows the Google sign-in interface. At the top is the Google logo. Below it is the text 'Sign in to continue to Gmail'. There is an input field labeled 'Email or phone' with the text 'djane@thesteambridgeschool.org' entered. Below the input field is a blue link 'Forgot email?'. Further down, there is a note: 'Not your computer? Use Private Browsing windows to sign in. [Learn more](#)'. At the bottom left is a blue link 'Create account' and at the bottom right is a blue button labeled 'Next'.

Login Page



Class 101



Links:
Gmail:
<https://mail.google.com/>
Google Classroom
<https://classroom.google.com/>
Meet
https://meet.google.com/_meet